





User management





1. Klik menu *User Management* disebelah kiri menu

The screenshot shows a dashboard with a sidebar on the left containing various menu items. The 'User Management' menu item is highlighted with a red box. The main content area displays a 'Dashboard' summary for '1Mart Jembatan Lima' from 13/02/2026 to 13/02/2026. The summary includes sales figures: Gross Sales (Rp. 130.000), Net Sales (Rp. 130.000), Gross Profit (Rp. 130.000), Transactions (3), Average Sale Per Transaction (Rp. 43.333,333), and Gross Margin (100.00%). Below the summary are two charts: 'Day of the Week Gross Sales Amount' and 'Hourly Gross Sales Amount'. The 'User Management' page is also visible, showing a table of users and a 'Create User' button.

Name	Email	Role	Outlet	Actions
admin satu	admin1@mail.com	cashier	1Mart Kramat Jaya	 
Admin dua	admin2@mail.com	cashier	1Mart Kramat Jaya	 

2. Klik tombol *Create User* untuk membuat akun

This close-up screenshot shows the 'User Management' page. The 'Create User' button is highlighted with a red box. Below it is a table with two rows of user data.

Name	Email	Role	Outlet	Actions
admin satu	admin1@mail.com	cashier	1Mart Kramat Jaya	 
Admin dua	admin2@mail.com	cashier	1Mart Kramat Jaya	 

3. Isi nama, email, password, Role, dan outlet

Create User

Nama

Nama lengkap user

Email

Email user

Password

Password awal user

Role

Pilih Role



Outlet

Pilih Outlet



Cancel

Create

Revision #1

Created 13 February 2026 09:20:26 by ondelivelooper

Updated 13 February 2026 09:26:25 by ondelivelooper