





Outlet





1. Klik menu *Outlet* di sebelah kiri

The screenshot shows the 1Mart POS dashboard. On the left sidebar, the 'Outlets' menu item is highlighted with a red box. The main dashboard area displays a 'Dashboard' section with a 'Summary' tab. Below the summary, there are several key metrics: GROSS SALES (Rp. 130.000), NET SALES (Rp. 130.000), GROSS PROFIT (Rp. 130.000), TRANSACTIONS (3), AVERAGE SALE PER TRANSACTION (Rp. 43.333,333), and GROSS MARGIN (100.00%). There are also two charts: 'DAY OF THE WEEK GROSS SALES AMOUNT' and 'HOURLY GROSS SALES AMOUNT'. Below the charts, the 'Outlet List' section is visible, showing a search bar, a 'Create Outlet' button, and a table with two rows of outlet data.

Name	Address	Person In Charge	Actions
1Mart Jembatan Lima	Jalan K.H. Moh Mansyur No 117, RT 004/RW 001, Kelurahan Jembatan Lima, Kecamatan Tambora	Yadi Hadaryadi	 
Outlet Pusat	Jl. Merdeka No.1	Reynold	 

2. Klik tombol *Create Outlet* untuk membuat outlet 1Mart

This is a close-up view of the 'Outlet List' section. The 'Create Outlet' button is highlighted with a red box. Below it, the table from the previous screenshot is visible, showing the details of the two outlets.

Name	Address	Person In Charge	Actions
1Mart Jembatan Lima	Jalan K.H. Moh Mansyur No 117, RT 004/RW 001, Kelurahan Jembatan Lima, Kecamatan Tambora	Yadi Hadaryadi	 
Outlet Pusat	Jl. Merdeka No.1	Reynold	 

3. Isi nama outlet, alamat outlet, dan Person In Charge (PIC) outlet tersebut

dress

lan K.H. Moh Mansyur No.117 RT.004/RW.001 Kelurahan Lambahar Lima Kecamatan Tambora

Merdeka No.1

Create Outlet

Outlet Name *

Address

Person In Charge

Cancel

Save

Revision #1

Created 13 February 2026 09:53:43 by ondelivelooper

Updated 13 February 2026 09:57:25 by ondelivelooper