

Category

1. Klik menu *Category* untuk melihat halaman kategori-kategori barang

The screenshot displays a dashboard with a sidebar on the left and a main content area. The sidebar contains a menu with items: Dashboard, Reports, Library, Products, Categories (highlighted with a red box), Brands, Promo & Discounts, Customers, Invoices, User Management, and Account Settings. The main content area is titled 'Dashboard' and includes a 'Summary' section. This section shows a date range of 13/02/2026 to 13/02/2026 and a 'SALES SUMMARY' with the following metrics: GROSS SALES (Rp. 125.000), NET SALES (Rp. 125.000), GROSS PROFIT (Rp. 125.000), TRANSACTIONS (2), AVERAGE SALE PER TRANSACTION (Rp. 62.500), and GROSS MARGIN (100.00%). Below the summary are two charts: 'DAY OF THE WEEK GROSS SALES AMOUNT' (a bar chart showing sales on Friday) and 'HOURLY GROSS SALES AMOUNT' (a line chart showing a peak at hour 3). The bottom section is titled 'Category List' and shows a table of categories with columns for Name, Outlet, and Actions. A 'Create Category' button is visible above the table.

Dashboard

Summary

1Mart Jembatan Lima | 13/02/2026 - 13/02/2026

Showing: 2/13/2026 - 2/13/2026

SALES SUMMARY

GROSS SALES Rp. 125.000	NET SALES Rp. 125.000	GROSS PROFIT Rp. 125.000
TRANSACTIONS 2	AVERAGE SALE PER TRANSACTION Rp. 62.500	GROSS MARGIN 100.00%

DAY OF THE WEEK GROSS SALES AMOUNT

Day	Gross Sales Amount
Sun	0
Mon	0
Tue	0
Wed	0
Thu	0
Fri	~125,000
Sat	0

HOURLY GROSS SALES AMOUNT

Hour	Gross Sales Amount
0	0
1	0
2	0
3	~125,000
4	0
5	0
6	0
7	0
8	0
9	0
10	0
11	0
12	0
13	0
14	0
15	0
16	0
17	0
18	0
19	0
20	0
21	0
22	0
23	0

ITEM SUMMARY

Category List Total: 9







All Outlets | Search by name... | Create Category

Name	Outlet	Actions
Uncategorized	1Mart Jembatan Lima	[Edit] [Delete]
Tally	1Mart Jembatan Lima	[Edit] [Delete]
In-Lite	1Mart Jembatan Lima	[Edit] [Delete]
Zeodda	1Mart Jembatan Lima	[Edit] [Delete]
Playmat	1Mart Jembatan Lima	[Edit] [Delete]
Alice	1Mart Jembatan Lima	[Edit] [Delete]
Ms. Dandan	1Mart Jembatan Lima	[Edit] [Delete]
Gianni	1Mart Jembatan Lima	[Edit] [Delete]
Kapasindo	1Mart Jembatan Lima	[Edit] [Delete]

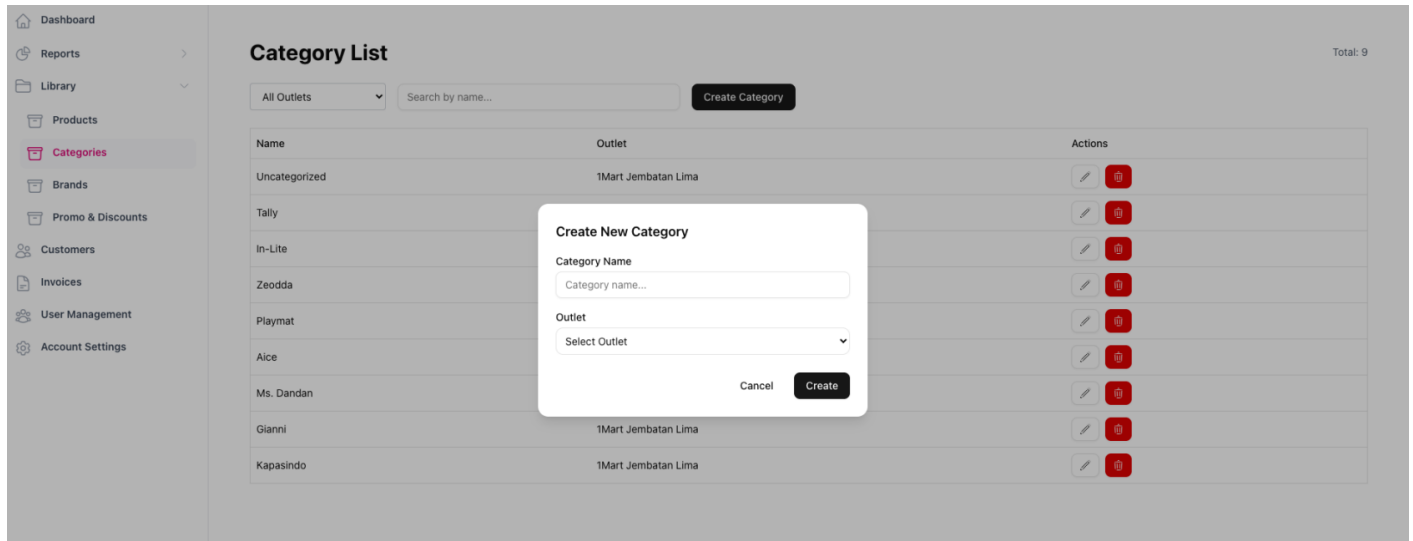
2. Klik tombol *Create Category* untuk membuat kategori barang

Category List

Total: 9

All Outlets	Search by name...	Create Category
Name	Outlet	Actions
Uncategorized	1Mart Jembatan Lima	 
Tally	1Mart Jembatan Lima	 
In-Lite	1Mart Jembatan Lima	 

3. Silahkan isi nama kategori barang yang sesuai dan pilih salah satu outlet yang tersedia



The screenshot shows the 'Category List' page with a modal window titled 'Create New Category' open. The modal contains a 'Category Name' input field with the placeholder 'Category name...', an 'Outlet' dropdown menu with 'Select Outlet' selected, and 'Cancel' and 'Create' buttons. The background shows a table with columns 'Name', 'Outlet', and 'Actions'. The table lists categories like 'Uncategorized', 'Tally', 'In-Lite', 'Zeodda', 'Playmat', 'Alice', 'Ms. Dandan', 'Gianni', and 'Kapasindo', all associated with the outlet '1Mart Jembatan Lima'. Each row has edit and delete icons in the 'Actions' column.

Revision #1

Created 13 February 2026 07:57:34 by ondeliveroper

Updated 13 February 2026 09:09:08 by ondeliveroper