

Brand

1. Silahkan pilih menu *Brands* untuk melihat halaman brand produk

The screenshot displays a dashboard interface with a sidebar on the left and a main content area on the right. The sidebar contains a menu with items: Dashboard, Reports, Library, Products, Categories, Brands (highlighted with a red box), Promo & Discounts, Customers, Invoices, User Management, and Account Settings. The main content area is titled 'Dashboard' and shows a 'Summary' section for '1Mart Jembatan Lima' from 13/02/2026 to 13/02/2026. Below this is a 'SALES SUMMARY' section with six cards: GROSS SALES (Rp. 125.000), NET SALES (Rp. 125.000), GROSS PROFIT (Rp. 125.000), TRANSACTIONS (2), AVERAGE SALE PER TRANSACTION (Rp. 62.500), and GROSS MARGIN (100.00%). Two charts are shown: 'DAY OF THE WEEK GROSS SALES AMOUNT' (a bar chart with a peak on Friday) and 'HOURLY GROSS SALES AMOUNT' (a line chart with a peak at hour 3). Below the charts is a 'Brand List' section with a search bar, a 'Create Brand' button, and a table with one row: 'Unbranded' brand at '1Mart Jembatan Lima' outlet, with edit and delete icons in the 'Actions' column. The total count is 'Total: 1'.

Dashboard

Summary

1Mart Jembatan Lima | 13/02/2026 - 13/02/2026

Showing: 2/13/2026 - 2/13/2026

SALES SUMMARY

GROSS SALES Rp. 125.000	NET SALES Rp. 125.000	GROSS PROFIT Rp. 125.000
TRANSACTIONS 2	AVERAGE SALE PER TRANSACTION Rp. 62.500	GROSS MARGIN 100.00%

DAY OF THE WEEK GROSS SALES AMOUNT

Day	Gross Sales Amount
Sun	0
Mon	0
Tue	0
Wed	0
Thu	0
Fri	~125,000
Sat	0

HOURLY GROSS SALES AMOUNT

Hour	Gross Sales Amount
0	0
1	0
2	0
3	~125,000
4	0
5	0
6	0
7	0
8	0
9	0
10	0
11	0
12	0
13	0
14	0
15	0
16	0
17	0
18	0
19	0
20	0
21	0
22	0
23	0

Brand List Total: 1

All Outlets | Search by name... | Create Brand



Name	Outlet	Actions
Unbranded	1Mart Jembatan Lima	

2. Klik tombol *Create Brand*

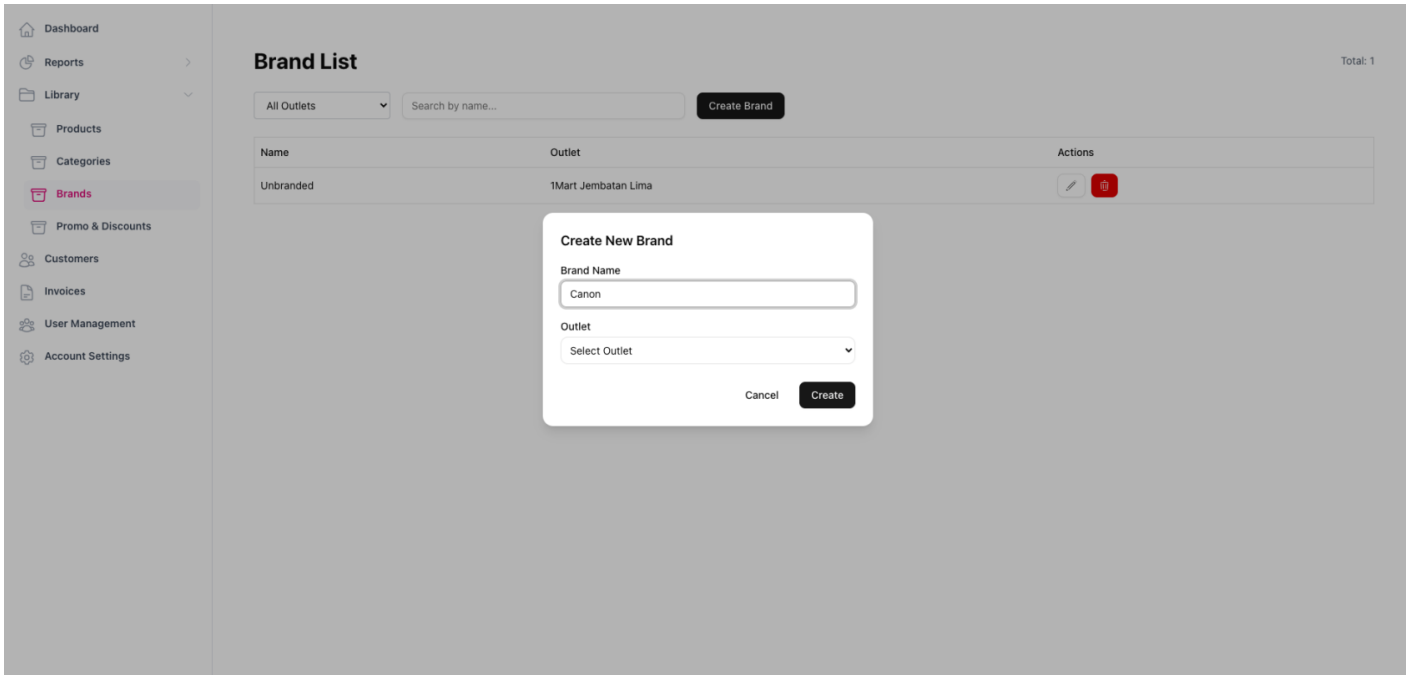
Brand List

Total: 1

All Outlets **Create Brand**

Name	Outlet	Actions
Unbranded	1Mart Jembatan Lima	 

3. Silahkan isi nama brand dan pilih salah satu outlet yang tersedia



The screenshot shows the 'Brand List' page with a sidebar on the left containing navigation items: Dashboard, Reports, Library, Products, Categories, Brands (highlighted), Promo & Discounts, Customers, Invoices, User Management, and Account Settings. The main content area displays the 'Brand List' table with one entry: 'Unbranded' at '1Mart Jembatan Lima'. A 'Create Brand' button is visible. A modal window titled 'Create New Brand' is open, containing a 'Brand Name' input field with 'Canon' entered, an 'Outlet' dropdown menu set to 'Select Outlet', and 'Cancel' and 'Create' buttons.

Revision #1

Created 13 February 2026 08:03:20 by ondeliveroper

Updated 13 February 2026 09:09:08 by ondeliveroper